



THz Tera-P90

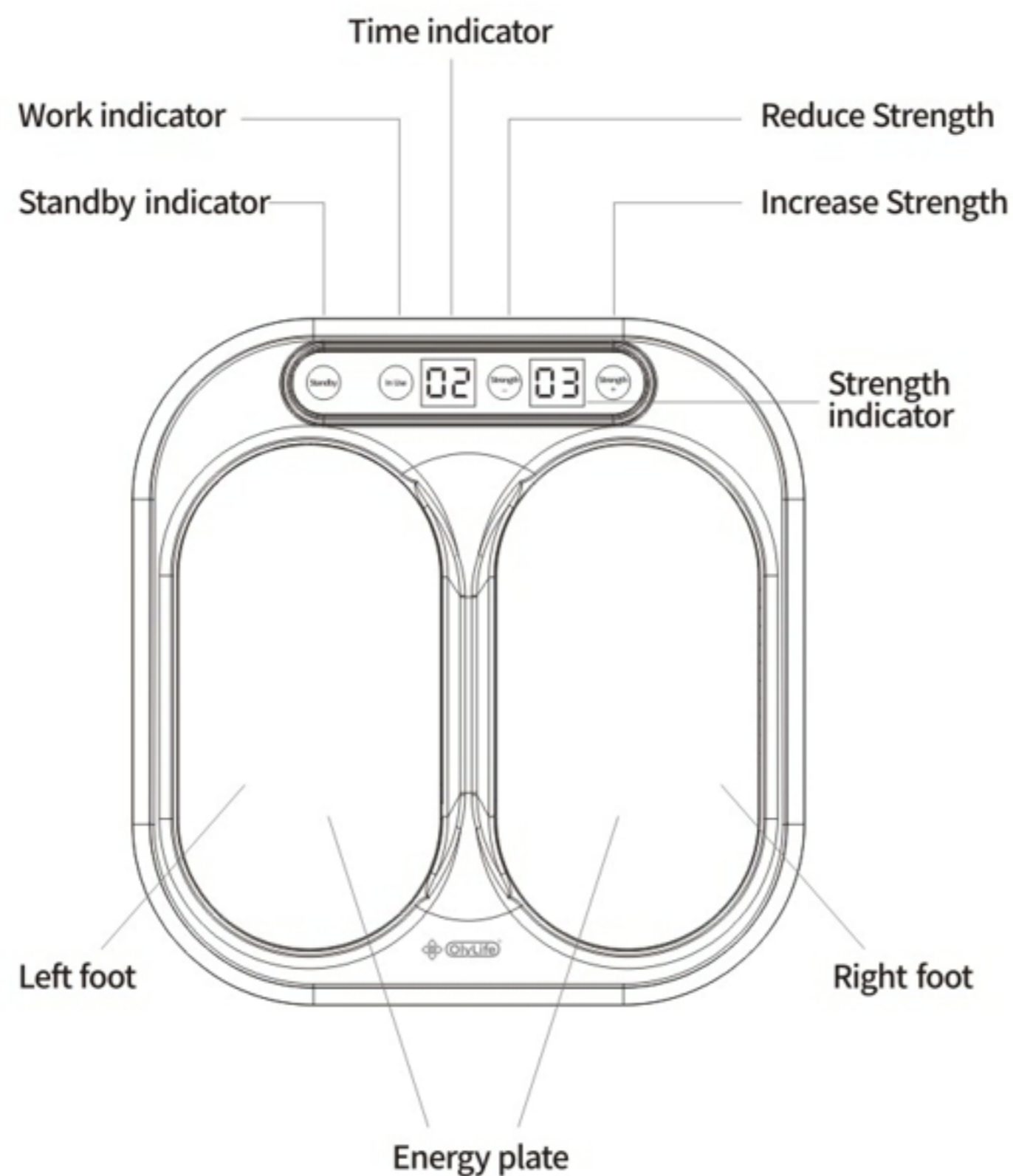
Instruction Manual

Thank you for choosing OlyLife THz Tera-P90.

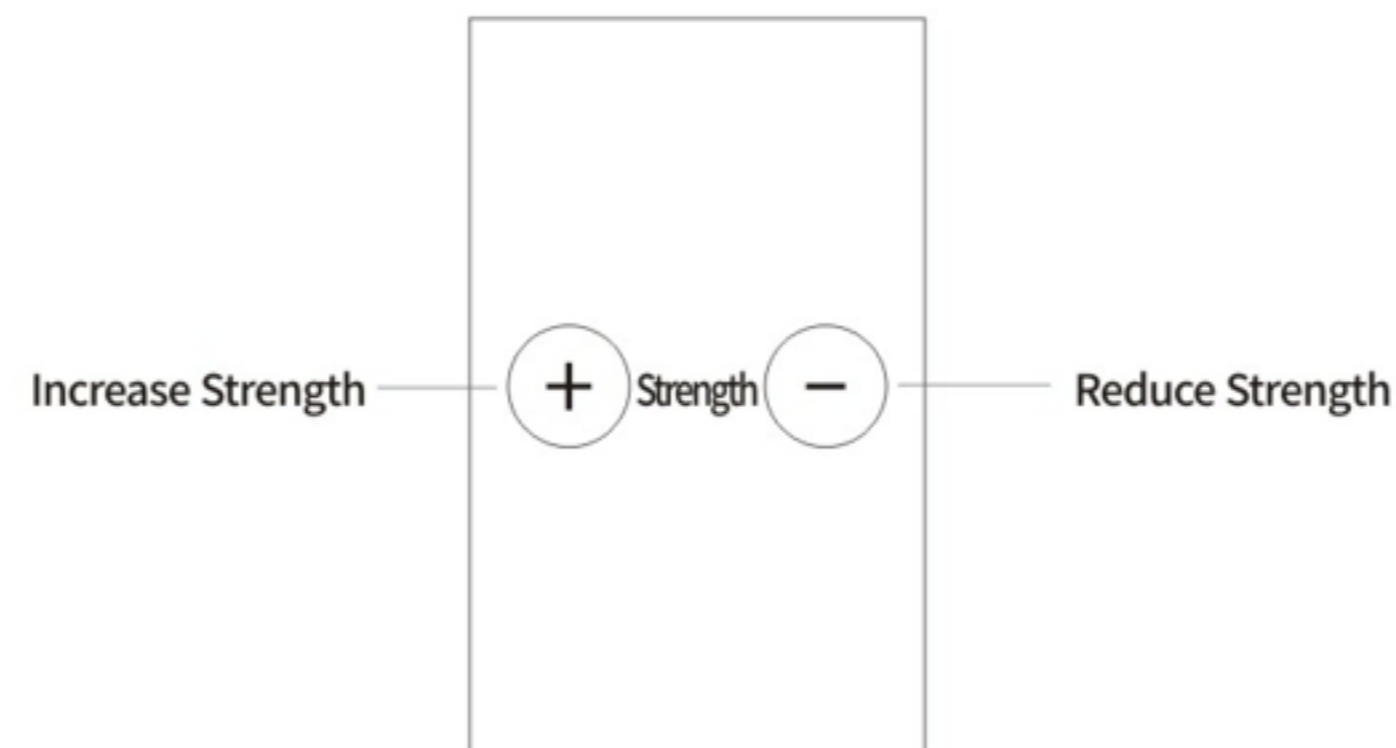
- Please read this instruction manual carefully before usage. Use with safe and correct method.
- After reading, please keep this manual for future reference.

Get to know the OlyLife THz Tera-P90

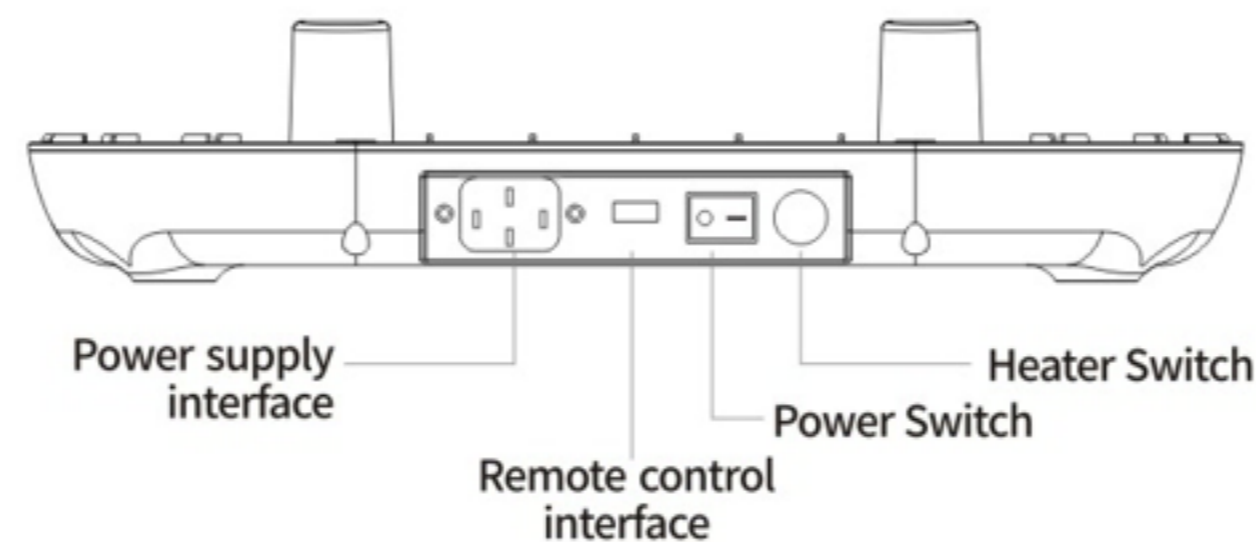
1. Diagram of Operation Panel



2. Diagram of Remote Control



3. Component Description



4. Operation Process Description

Switch on the power, the operation panel will turn on, and the "Standby" indicator will light up in red. There will be no other display.

When both feet are on the energy board, the red standby indicator will go off while the "working" indicator lights up in green. The default value of the "Time Indicator" is "30", and the default value of the "Strength Indicator" is "01", and the device starts to work. You may adjust the Strength to your liking by pressing the plus or minus button of the Strength key. During usage, the time indicator will decrease at an interval of 1 minute. If any foot leaves the energy board for more than 10 seconds, the device stops working and returns to "Standby" mode; if it is less than 10 seconds, the device does not stop working until the time indicator decreases to "01" and returns to "standby" mode.

When using the device for the first time during winter, you may turn on the power switch in advance and press the heating switch to preheat the energy board. When the heating function is not required, you may turn it off by pressing the heating switch again.

5. Technical Parameters

Product Name	THz Tera-P90
Product Model	P90
Operating Voltage	220~240V
Output Power	270W
Appearance Dimension	379×123×371mm

Product Warranty Card (Customer)

Name		Purchase Date	
Address			
Product Name or Model OlyLife THz Tera-P90		Seal of Local Distributor	
Serial Number			

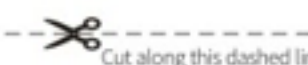
Maintenance Center:

Address:

Tel.:

Note:

1. Please keep this warranty card in a safe place. Should maintenance is required, contact our customer service for arrangement.
2. If the address or telephone number differs from the registered info., please notify our customer service personnel.
3. Warranty Period: this only covers the product up to 365 days from the date of purchase.



Product Warranty Registration Card (Office Copy)

Name		Purchase Date	
Address			
Product Name or Model OlyLife THz Tera-P90		Serial Number	

